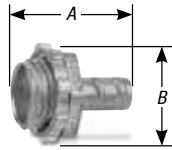


## Armored Cable/Flexible Metallic Conduit Fittings

### Screw-In Connectors — Non-Insulated Die-Cast Zinc

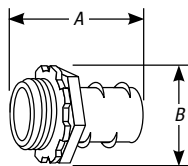


CAT. NO.	SIZE (IN.)	DIMENSIONS (IN.)		STD. CTN.
		A	B	
XC-240	3/8 (1/2 KO)	1.31	.92	500
XC-241	1/2	1.38	.92	500
XC-242	3/4	1.62	1.12	125
XC-243	1	1.94	1.37	125
XC-244	1 1/4	2.12	1.75	50
XC-245	1 1/2	2.31	2.13	50
XC-246	2	2.58	2.67	50

UL File No. E-23018.

CSA File No. LR-18130M57 3/8"-1/2".

### Screw-In Connectors — Insulated Die-Cast Zinc




CAT. NO.	SIZE (IN.)	DIMENSIONS (IN.)		STD. CTN.
		A	B	
XC-840	3/8 (1/2 KO)	1.31	.92	500
XC-841	1/2	1.38	.92	500
XC-842	3/4	1.62	1.12	125
XC-843	1	1.94	1.37	125
XC-844	1 1/4	2.12	1.75	50
XC-845	1 1/2	2.31	2.13	50
XC-846	2	2.58	2.67	50

UL File No. E-23018.

CSA File No. LR-18130M57 3/8"-1/2".

### Screw-In Couplings — Die-Cast Zinc

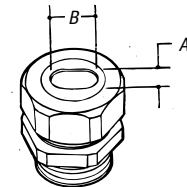


CAT. NO.	SIZE (IN.)	DIMENSIONS (IN.)		STD. CTN.
		A	B	
XK-241	1/2	1.81	.92	250
XK-242	3/4	2.09	1.12	250
XK-243	1	2.41	1.37	125
XK-244	1 1/4	2.75	1.81	50
XK-245	1 1/2	3.05	2.12	50
XK-246	2	3.28	2.67	50

UL File No. E-23018.

### Watertight Connectors

- For type SE, style U, flat; two insulating conductors, one bare



CAT. NO.	TRADE SIZE (IN.)	FITS CABLE	RUBBER GROMMET OPENING (IN.)		STD. CTN.
			A	B	
WT203A	1	3#8	.500	.750	100
WT-203B	1	3#6	.563	.844	100
WT-203C	1	3#4	.625	.938	100
WT-204A	1 1/4	3#3	.625	1.000	50
WT-204B	1 1/4	3#2	.580	.960	50
WT-204C	1 1/4	3#1	.660	1.090	50
WT-204D	1 1/4	3#1/0	.750	1.125	50
WT-205A	1 1/2	3#1/0 & 3#2/0	.735	1.240	20
WT-205B	1 1/2	3#2/0 & 3#3/0	.875	1.375	20
WT-205C	1 1/2	3#2/0 & 3#3/0	.938	1.438	20
WT-206A	2	3#1/0 & 3#2/0	.735	1.240	20
WT-206B	2	3#2/0 & 3#3/0	.875	1.375	20
WT-206C	2	3#2/0 & 3#3/0	.938	1.438	20
WT-206D	2	3#4/0	.890	1.550	20
WT-206E	2	3#4/0	1.063	1.688	20

#### For Underground Feeder Cable

UF201	1/2	2#14	.210	.440	250
UF-202	3/4	3#14	.220	.660	250